



Pleckgate
HIGH SCHOOL

Ofsted
Outstanding
Provider

Year 10: End of Year Examinations Revision Guidance

www.pleckgate.com

GCSE English Language and Literature

How to check if your revision has been successful



You should be able to answer each question in the allocated time.



Check your answers using the mark scheme.



Memory test/recall. Apply your knowledge to a past exam question

Revise the following:

English Language Paper 1: Questions 1-5
2017 Exam Reading section


English Language Paper 1: Narrative writing planning
Choose from a range of titles shared by teachers on Google classroom and plan different narratives.

An Inspector Calls Key themes
Create revision clocks on the themes of gender, responsibility, age, social class, guilt

An Inspector Calls: Killer Quotes
Five quotes that can be applied to any question/theme
Shared by teachers on Google classroom.

An Inspector Calls: Social/Historical Context
Use notes in exercise books.
[BBC Bitesize Podcasts](#) (**click the link**)
Seneca - quizzes set by class teacher

How to use the resources mentioned:




Make flash cards



Explode and analyse each quote



Attempt an exam style response in timed conditions



GCSE Science

Biology, Chemistry, Physics

How to check if your revision
has been successful



Google Classroom codes
Separate Sciences: p6arsjv
Combined Sciences: 2txi6ha



Click the links below:

[BBC Bitesize](#)
[SENECA](#)
[Biology](#)
[Chemistry](#)
[Physics](#)

Revise the following:

Cell Biology

[Watch the video here](#)



Energy

[Watch the video here](#)



Bonding, Structure, and the properties of matter

[Watch the video here](#)



Infection and Response

[Watch the video here](#)



Particle Model

[Watch the video here](#)



Atomic Structure

[Watch the video here](#)



Organisation

[Watch video here](#)



Electricity

[Watch video here](#)




Quantitative Chemistry

[Watch video here](#)



How to use the resources mentioned:



Make flashcards and test yourself.



Learn your notes off by heart.

**Watch the videos and make
revision notes.**



GCSE Mathematics

Foundation

How to check if your revision has been successful



You can complete the topics and practice booklets



Always mark and MAD time every question



Visit the following key websites: (clickable icons)

[Maths Genie](https://www.mathsgenie.co.uk)

[MME](https://www.mathsmaths.com)

[Corbettmaths](https://www.corbettmaths.co.uk)

Revise the following:

Visit www.mathsgenie.co.uk/resources

Basic number topics

[Multiplication and Division](#)

[Writing simplifying and ordering fractions](#)

[Place value](#)

[Factors, multiples and primes](#)

[Calculation problems](#)

[Fractions and decimals](#)

[Basic angles](#)

[Basic area](#)

[Collect like terms](#)

[Averages – discrete numbers](#)

[Probability](#)

[Operations with fractions](#)

[Proportion – recipes](#)

[Percentages](#)

[Factors, multiples and primes](#)

[Vectors](#)

[Standard form](#)

[Expanding and Factorising](#)

[Transformations](#)

[Area of compound shapes](#)

[Pythagoras' theorem](#)

[Indices](#)

[Inequalities](#)


[Compound Units](#)

[Angles in parallel lines](#)

[Forming and solving equations](#)

[Ratio problems](#)

How to use the resources mentioned:




Use examples and notes about methodology



Practise topic based questions

Watch the videos on the key websites



GCSE Mathematics

Higher

How to check if your revision has been successful



You can complete the topics and practice booklets



Always mark and MAD time every question



Visit the following key websites: (clickable icons)

[Maths Genie](https://www.mathsgenie.co.uk)

[MME](https://www.mathsmadeeasy.co.uk)

[Corbettmaths](https://www.corbettmaths.co.uk)

Revise the following:

Visit www.mathsgenie.co.uk/resources

[Indices](#)

[Inequalities](#)

[Forming and Solving Equations](#)

[Sequences \(nth term\)](#)

[Expand and Factorise](#)

[Pythagoras](#)

[Angles in Parallel Lines](#)

[Angles in Polygons](#)

[Plans and Elevations](#)

[Averages from Frequency Tables](#)

[Probability and Relative Frequency](#)

[Scatter Graphs](#)

[Exact trig values](#)

[Ratio Fraction Problems](#)

[Direct and Inverse Proportion](#)

[Reverse Percentages](#)

[Standard Form](#)

[Changing the Subject of a Formula](#)

[Expanding and Factorising Quadratics](#)

[Solving Quadratics](#)

[Quadratic Graphs](#)

[Cubic/Reciprocal Graphs](#)

[Simultaneous Equations](#)

[Spheres and Cones](#)

[SOHCAHTOA](#)

[Probability Trees](#)

How to use the resources mentioned:




Use examples and notes about methodology



Practise topic based questions

Watch the videos on the key websites



GCSE Mathematics

Higher (continued)

How to check if your revision has been successful



You can complete the topics and practice booklets



Always mark and MAD time every question



Visit the following key websites: (clickable icons)

[Maths Genie](#)

[MME](#)

[Corbettmaths](#)

Revise the following:

Visit www.mathsgenie.co.uk/resources

[Venn Diagrams](#)

[Converting Recurring Decimals to Fractions](#)

[Fractional and Negative Indices](#)

[The Product Rule for Counting](#)

[Repeated Percentage Change](#)

[Expanding Triple Brackets](#)

[Parallel and Perpendicular Lines](#)

[Inequalities on Graphs](#)

[Similar Shapes \(Area and Volume\)](#)

[Cumulative Frequency](#)

[Box Plots](#)

[Surds](#)

[Bounds](#)

[Quadratic Formula](#)

[Factorising Harder Quadratics](#)

[Algebraic Fractions](#)

[Rearranging Harder Formulae](#)

[3D Pythagoras and Trigonometry](#)

[Histograms](#)

[Conditional Probability](#)

[Quadratic Simultaneous Equations](#)

[Completing the Square](#)

[Quadratic Sequences](#)


[Quadratic Inequalities](#)

[Probability Equation Questions](#)

[Circle Theorems](#)

[Vectors](#)

How to use the resources mentioned:




Use examples and notes about methodology



Practise topic based questions

Watch the videos on the key websites



GCSE RE

How to check if your revision has been successful



Send any exam questions that you have practised to your RS Teacher who will mark them for you and give you feedback.



Ask someone to test your knowledge by giving you topic headings and asking you to explain everything you know about that topic



If there is anything you miss or get wrong, add it to a recap revision list.

Revise the following:

Christian Beliefs

The Trinity, Creation, The Incarnation, The Last Days of Jesus' Life, Salvation, Christian Eschatology, The Problem of Evil, Divergent Solutions to the Problem of evil

Click the links below

BBC Bitesize 1

Podcasts and Revision Booklets - On Google Classroom

www.kerboodle.com
(Institution Code: hxj7)

Step 1- 'Exam Practice and Revision-Specification B Christianity and Islam Exam Practice and Revision

Step 2- Religion and Ethics through Christianity

Step 3- Christian Beliefs

Peace and Conflict

Peace, Peace making, Conflict, Pacifism, Just War Theory, Holy War, Weapons of Mass, Destruction, Issues Surrounding Conflict

Click the links below

Podcasts and Revision Booklets - On Google Classroom

www.kerboodle.com
(Institution Code: hxj7)

Step 1- 'Exam Practice and Revision-Specification B Christianity and Islam Exam Practice and Revision

Step 2- Religion, Peace and Conflict through Islam

Step 3- Peace and Conflict

Muslim Beliefs

The Six Beliefs, The Five Roots, The Nature of Allah, Risalah, Muslim Holy Books, Malaikah, Al-Qadr, Akhirah

Click the links below

Podcasts and Revision Booklets - On Google Classroom

www.kerboodle.com
(Institution Code: hxj7)

Step 1- 'Exam Practice and Revision-Specification B Christianity and Islam Exam Practice and Revision

Step 2- Religion, Peace and Conflict through Islam

Step 3- Muslim Beliefs

Living the Muslim Life

Ten Obligatory Acts, Shahadah, Salah, Sawm, Zakah and Khums, Hajj, Jihad, Celebrations and Commemorations

Click the links below

BBC Bitesize 1

Podcasts and Revision Booklets - On Google Classroom

www.kerboodle.com
(Institution Code: hxj7)

Step 1- 'Exam Practice and Revision-Specification B Christianity and Islam Exam Practice and Revision

Step 2- Religion, Peace and Conflict through Islam

Step 3- Living the Muslim Life

P,E,E paragraphs & Questions

The summary sheets all have exam questions you can practise as does every section in the textbook.

Click the links below

www.kerboodle.com
(Institution Code: hxj7)

Step 1- 'Exam Practice and Revision-Specification B Christianity and Islam Exam Practice and Revision

Crime and Punishment

Crime, Justice, Good, Evil and Suffering Punishment, Aims of Punishment, Forgiveness, The Treatment of Criminals, Capital Punishment

Click the links below

Podcasts and Revision Booklets - On Google Classroom

www.kerboodle.com
(Institution Code: hxj7)

Step 1- 'Exam Practice and Revision-Specification B Christianity and Islam Exam Practice and Revision

Step 2- Religion, Peace and Conflict through Islam

Step 3- Crime and Punishment

How to use the resources mentioned:



Go through the website, listen to the podcast, work through the summary sheet and highlight, make additional notes.



Complete the extension worksheet and see how much you can remember.



Complete the worksheet on the topic. Use the one that has word fills.



Complete exam questions on the topic- there is no point in completing a) Outline or b) Explain questions. If you practise c) Explain questions and d) Evaluation questions you will have the knowledge needed to answer the a) and b) questions anyway.



GCSE French

How to check if your revision has been successful



Recall vocabulary learnt



Confidently respond to exam questions



Websites/apps are self-marking, keep redoing the activities until you get over 90%.

Revise the following:

Perfect past tense

Language nut / Seneca

Present tense

Language nut / Seneca

Present, past and future tense of aller, faire, etre & avoir

Language nut / Seneca

Immediate/near future tense

Language nut / Seneca

Vocabulary healthy living

Language nut / Seneca

Vocabulary Celebration days

Language nut / Seneca

Vocabulary free time activities

Language nut / Seneca

Vocabulary vices and bad habits

Language nut / Seneca

Vocabulary Online activities and social media

Language nut / Seneca

Vocabulary family and future plans

Language nut / Seneca

How to use the resources mentioned:



Go to LanguageNut, look at the vocabulary, cover it, try to remember it, complete the practice and quiz activities



Ask a family member to test you and quiz you on the vocabulary you have learnt



Continue on LanguageNut completing the activities then go to Seneca for more practice.



Practice listening, reading and writing skills on Language Nut.



GCSE History

How to check if your revision has been successful



You can answer exam questions



Websites/apps are self-marking, keep redoing the activities until you get over 90%.



Ask someone to test your knowledge by giving you topic headings and asking you to explain everything you know about that topic



Google Classroom code:
eiptdnw

Revise the following:

Elizabeth

[Click here to read more](#)

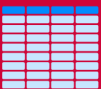
Health and People

[Click here to read more](#)

Quiz

[Quiz & revision on Carousel Learning](#)

How to use the resources mentioned:



Make tables



Write accounts



Draw timelines



Practice exam questions



GCSE Geography

How to check if your revision has been successful



Quizzing is an effective way to revise
drive.google.com/drive/folders/1NX1Ltxknn1a2BR9LVHT5bUYvEwixbcpY?usp=sharing



Use the revision resources you've created to test yourself.



Quizlet flashcards
quizlet.com/join/mmya6K9wY?i=3blhst&x=1bqt



When you've completed a period of revision it is really useful to review your learning.

Revise the following:

Paper one revision

[Revision checklist](#)

Paper two revision

[Revision checklist](#)

Paper three revision

[Revision checklist](#)

GCSE revision guides

[Click here to view the GCSE guides](#)


Question a day

[Click here to view](#)

How to use the resources mentioned:



Complete Revision Mats



Create flashcards



Draw mindmaps



Create Concept maps



Use dual coding to make short notes



Revision clocks



GCSE Business

How to check if your revision has been successful



You can answer questions in the revision guide



Use Seneca Learning and Quizzlet to check answers

Revise the following:

Paper one revision

The dynamic nature of business

Risk and reward

The role of business enterprise

Customer needs

Market research

Market segmentation

The competitive environment

Business aims and objectives

Business revenues, costs and profits

Cash and cash-flow

Sources of business finance

The options for start-up and small businesses

Business location

The marketing mix

Business plans

Business stakeholders

Technology and business

Legislation and business


The economy and business

External influences

How to use the resources mentioned:



Watch each video



Create flashcards



Read notes on BBC Bitesize and format notes



GCSE Computer Science

How to check if your revision has been successful



Check against answers in the back of revision book



Look at revision notes in book and google classroom to check against the correct answers



Revision guide will have all the correct answers for questions

Revise the following:

Computational thinking

Computational thinking, Algorithms, Flowcharts, Binary, linear, Bubble sort, Trace tables, Error tracing, Arithmetic operators, Logical operators

- Edexcel revision book - PG 1 - 20
- **BBC Bitesize revision**
- Revision guides on google classroom - Indepth lost of knowledge **Revision guides**
- Flashcards - Look, learn and test. All the different topics **Link**
- **Bitesize - Exam questions**
- **Ada Revision Questions**

Data

Binary , Integers, Two's complement, Logical and arithmetic operators, ASCII, Hex, Bitmap images, Sound, Units of measurement

- Easter revision workbook - Will be handed to pupils last week of term
- Edexcel revision book - PG 21 - 33
- Flashcards - Look, learn and test. All the different topics **Link**
- **BBC Bitesize revision**
- Revision guides on google classroom - Indepth lost of knowledge **Revision guides**
- **Bitesize - Exam questions**
- **Ada Revision Questions**

Computers

Stored computer concept, The CPU & FDE, Cycle, Secondary storage, Operating systems, Applications

- Easter revision workbook - Will be handed to pupils last week of term
- Edexcel revision book - PG 34 - 45
- Flashcards - Look, learn and test. All the different topics **Link**
- **BBC Bitesize revision**
- **Bitesize - Exam questions**
- **Ada Revision Questions**

Problem Solving

Decomposition and abstraction, Readability, Program errors, Structure, String manipulation, Input and output, Data Types, Procedures, Functions, Variables

- Easter revision workbook - Will be handed to pupils last week of term
- Edexcel revision book - PG 69 - 97
- Flashcards - Look, learn and test. All the different topics **Link**
- **BBC Bitesize revision**
- Revision guides on google classroom - Indepth lost of knowledge **Revision guides**
- **Bitesize - Exam questions**
- **Ada Revision Questions**

Python

- Easter revision workbook - Will be handed to pupils last week of term
- Exam style questions
- Flashcards - Look, learn and test. All the different topics **Link**
- **BBC Bitesize revision**
- Revision guides on google classroom - Indepth lost of knowledge **Revision guides**
- **Bitesize - Exam questions**
- **Ada Revision Questions**


How to use the resources mentioned:



Use revision guides to help with writing and answering questions



Complete practice question and revision on BBC Bitesize link



Create flashcards



Complete calculations, Graphics, mind maps on the topics



Practice python skills



Complete quizzes online





Check against answers in the back of revision book



Look at revision notes in book and google classroom to check against the correct answers



Revision guide will have all the correct answers for questions

Revise the following:

Human Computer Interface (HCI) and operating systems

The purpose of HCI, The different display types and sizes that an HCI can be used on, The impact of display and resources on the HCI (memory, processing power), Advantages and disadvantages of hardware considerations for using an HCI, Operating systems

- [Google classroom](#)
- [Revision Document HCI](#)
- [Clear Revise – Revision Book](#)
- [Practice Questions](#)

Planning Documents

Flow charts(components, advantages/disadvantages), Mind maps(types – Library, Tunnel timeline, Presentation; advantages/disadvantages), Visualisation diagrams(components, advantages/ disadvantages), Wireframes (components, advantages/ disadvantages)

- [Google classroom](#)
- [Revision Document Planning Documents](#)
- [Clear Revise – Revision Book](#)
- [Planning practice questions](#)
- [Keywords](#)

Data and information

What data is, What information is, The relationship between data and information, Characteristics of each data type: Alphanumeric; Boolean; Date; Numeric; Currency; Decimal; Integer; Percentages; Real; Text, How each data type can be used

- [Google classroom](#)
- [Revision Document Data and information](#)
- [Clear Revise – Revision Book](#)
- [Quizlet](#)
- [Data and information](#)
- [Keywords](#)

How to use the resources mentioned:



Complete each of the different sections that relate to the topic. Keyword definition, answer questions and extended writing questions related to topics.



Complete quizzes online



Use revision guides to help with writing and answering questions.



GCSE PE

How to check if your revision has been successful



Complete the questions in the revision guide considering the marks required for each answer



Look at revision notes in book and google classroom to check against the correct answers

Revise the following:

Understand the issues which affect participation in sport

Google Classroom - (slide 1)
Click the icon below



Contemporary issues in sport

Know about the role of sport in promoting values

Google Classroom - (slide 2,3,4,5)
Click the icon below



Contemporary issues in sport

Understand the importance of hosting major sporting events

Google Classroom - (slide 6,7)
Click the icon below



Contemporary issues in sport

Know about the role of national governing bodies in sport

Google Classroom - (slide 8,9)
Click the icon below



Contemporary issues in sport

The use of technology in sport

Google classroom Technology in sport - **Click the icon below**



Technology in sport

All resources can be found on:

Google Classroom

[Pleckgate CNAT PE revision sheets](#) (Click here)

All resources can be found on - thePEclassroom.com

How to use the resources mentioned:



Read through the suggested pages of the book and make notes under the subheadings



Use the resources provided



Using the notes in the revision guide and knowledge organiser, answer the exam questions at the end of each section



CNAT Sport Studies

How to check if your revision has been successful



Complete the questions in the revision guide considering the marks required for each answer



Look at revision notes in book and google classroom to check against the correct answers

Revise the following:

The muscular system

The skeletal system

Movement Analysis

Cardiovascular System

Circulatory System

Methods of Training

Components of Fitness

All resources can be found on:

Google Classroom

[Pleckgate PE Revision website](#) (Click here)

All resources can be found on - thePEclassroom.com

How to use the resources mentioned:



Complete each of the different sections that relate to the topic.



Complete quizzes online



Use revision guides to help with writing and answering questions.



Vocational Hospitality and Catering

How to check if your revision has been successful



Practice the exam questions and complete the activities



Please see the Summer revision folder on our Google Classroom for information, resources and activities.

Revise the following:

Types of Contracts

Learn the different types of contracts and who they are best suited to – full-time, part-time, permanent, temporary, casual, agency

Use the Summer Revision Folder on Google Classroom labelled for Information, PowerPoints
GC lesson 16/1/25

Kitchen Brigade

Learn the kitchen brigade hierarchy – The names of each role and what their job role is within the catering kitchen.

Use the Summer Revision Folder on Google Classroom for Information, PowerPoints
GC lesson 27/3/25, 28/3/25

Personal attributes needed

Understand the difference between personal attributes and skills needed to carry out different jobs.

Use the Summer Revision Folder on Google Classroom labelled Job Roles for Information, PowerPoints, Knowledge organiser and activities.

Job requirements

Understand that there are a variety of different jobs / roles within the Hospitality & Catering industry

Make notes on the different roles within each area and list examples of what their role involves.

Qualifications and experience

Learn the 4 qualifications written about in lesson on 20/3/24 City & Guilds, Springboard UK, HNC and HND's, Certificates in Food Safety

GC lesson 14/3/25

Positive and negative aspects

Consider the different types of media social media, internet and bullet point positive and negatives of each for the catering industry

GC lesson 27/2/25, 28/2/25
Class notes

Hospitality & Catering Establishments

Understanding whether establishments are commercial / non-commercial / residential / non-residential

Notes from folder
Knowledge Organiser on Establishments (GC)
GC lesson 1/11/24, 7/11/24

Safety within Hospitality & catering provision

Understand how establishments keep their customers and staff safe and when accident forms are used

GC lesson 14/3/25
Class notes

Food safety, storage, preparation and cooking of food HACCP

Complete HACCP charts for different types of food e.g. meat. Label a diagram of a thermometer with the temperatures

GC lesson
See notes on food hygiene Sheets on safe food storage, preparation and cooking

The role and responsibilities of the EHO


List the elements of the EHO's job what he does when he first inspects a premises. What he can and will do if he finds any issues.

Use the Summer Revision Folder on Google Classroom Environmental Health Officer (EHO) for information, PowerPoints, knowledge organiser and activities

How to use the resources mentioned:



Copy the diagrams in the revision notes



Make flashcards



Use revision guides to help with writing and answering questions.



GCSE Design and Technology

How to check if your revision has been successful



Practice the exam questions and complete the activities



Please see the Summer revision folder on our Google Classroom for information, resources and activities

Revise the following:

Paper and paperboard

Examples of different papers and boards including corrugated card
Thickness (gsm)
Properties-Uses

Wood and manufactured board

Examples of different woods and boards
Hard and soft woods
How manufactured boards are made

Plastics

How plastic is made
Advantages and disadvantages of plastic
Properties of plastics
Chemicals that can be added to change the properties of plastics

Paper and paperboard

Examples of different papers and boards including corrugated card
Thickness (gsm)
Properties-Uses

Thermosetting plastics

Definition
Examples of thermoset plastics
Their properties
Their uses in the real world

Thermoplastics

Definition
Examples of thermoset plastics
Their properties
Their uses in the real world

Textiles

Knitted
Woven
Natural fibres
Manufacture /synthetic fibres

Smart materials

What are smart materials?
Examples of smart materials, their functions and examples in real life

Modern materials

What are modern materials?
Examples of modern materials, their functions and examples in real life

Interactive textiles

What are interactive materials?
Examples of interactive materials, their functions and examples in real life

Mechanical systems

Different motions
Pulleys
Gear systems / trains - Levers
Cams (different shapes)

Electronic systems

Input > process > output
Components
Flowchart symbols
Component symbols

Vacuum forming

The process
What it is used for

Moral, social and economic issues

What do these 3 issues encompass
How these are applied in design and manufacture settings

The 6 Rs

What are each of the 6 Rs
How are these applied in design and manufacture settings

How to use the resources mentioned:



Copy the diagrams in the revision notes



Make flashcards



Create charts or fact files on all the information



BTEC Health and Social Care

How to check if your revision has been successful



Self-assess your answers in the workbook and highlight any areas of this factor you need to work on.



Practice the PSA assignment tasks and use the criteria sheet to help you to assess your assignment

Revise the following:

Physical

Types of care settings - Residential Nursing home and Day care centre.

Use the notes from google classroom and your revision guide and answer the case studies.

Health conditions

The range of different health conditions, How these can affect the areas of PIES.

Use the notes from google classroom and your revision guide and answer the case studies

Primary, secondary and allied service

Voluntary care, Youth work, Residential care

Use the notes from google classroom and your revision guide and answer the case studies

Barriers

Read through the different barriers which prevent users from accessing the services.

Use the notes from google classroom and your revision guide and answer the case studies

The 6C's

What are each of the 6C's? How are these applied in care settings?

Use the notes from google classroom and your revision guide and answer the case studies

Obstacles

What obstacles prevent users from accessing services? How can these obstacles be overcome?

Use the notes from google classroom and your revision guide and answer the case studies

Practice PSA tasks

Practice the following PSA tasks to help you to implement the knowledge from the different topics

These PSA tasks are in your google classroom with the success criteria

How to use the resources mentioned:



Practice questions from the white practice book



Make flashcards



Read over the information



BTEC Health and Social Care

How to check if your revision has been successful



Self-assess your answers in the workbook and highlight any areas of this factor you need to work on.



Practice the PSA assignment tasks and use the criteria sheet to help you to assess your assignment

Revise the following:

Physical

Types of care settings – Residential Nursing home and Day care centre.

Use the notes from google classroom and your revision guide and answer the case studies.

Health conditions

The range of different health conditions, How these can affect the areas of PIES.

Use the notes from google classroom and your revision guide and answer the case studies

How to use the resources mentioned:



Practice questions from the white practice book



Make flashcards



Read over the information



GCSE Urdu

How to check if your revision has been successful



Self-Testing: Cover the answers and try to recall key vocabulary, grammar rules, and sentence structures.



Past Papers: Attempt GCSE Urdu past papers under timed conditions to assess understanding.

Revise the following:

Grammar

Nouns & Pronouns

Nouns & Pronouns
Masculine & feminine nouns
Singular & plural forms
Subject pronouns
Possessive pronouns

Verbs & Tenses

Present tense
Past tense
Future tense
Continuous tenses
Modal verbs

Prepositions & Conjunctions

Time prepositions
Place prepositions
Conjunctions

Adjectives & Adverbs

Comparatives & superlatives
Intensifiers
Adverbial phrases

Sentence Structure & Word Order

Simple & compound sentences
Subordinate clauses
Negative sentences
Questions

Writing and Speaking

Writing & Speaking Practice

Role-plays
Photo descriptions
General conversation
Essay writing

Speaking Skills

To improve Urdu speaking:
Practice pronunciation
Use common conversation phrases
Practice role-plays

Describe pictures

Answer general questions fluently
What is your favourite subject?
What is your hobby?
What do you do in your free time?

Themes

Theme 1: Identity and culture
Theme 2: Local, national, international and global areas of interest
Theme 3: Current and future study and employment

Useful links for revision

<https://shorturl.at/XOKK5>

<https://www.aqa.org.uk/subjects/urdu/gcse/urdu-8648/assessment-resources>

<https://www.aqa.org.uk/subjects/urdu/gcse/urdu-8648/specification/specification-at-a-glance>

How to use the resources mentioned:



Speaking Practice: Record yourself answering common GCSE Urdu speaking questions and listen for fluency and accuracy.



Writing Practice: Write essays and get them reviewed by a teacher or native speaker.



Flashcards & Quizzes: Use Urdu vocabulary flashcards and online quizzes for quick revision



Teach Someone Else: Explaining a concept to someone else helps reinforce understanding.





Pleckgate
HIGH SCHOOL